Dormotech Every sleep study, one platform.

DormoVision X™ Release Notes

Version 3.1.1

Release Date: November 15, 2026

© 2026 Dormotech Medical. All rights reserved.

1 Overview

These release notes describe the new features, improvements, and bug fixes introduced in version 3.1.1 of the DormoVision X™ ecosystem, released by Dormotech Medical on November 15, 2026. This release includes software and firmware updates.

Version 3.1.1 applies to the following products:

- Dormotech Web Platform
- Dormotech mobile application
- Dormotech In-Lab application
- DormoVision X™ Home PSG (firmware version V75)
- DormoVision X™ In-Lab (firmware version V75)

This release introduces one new feature in the Dormotech Web Platform, **Tech Notes**. It also focuses on improved titration workflows, a streamlined user experience, and overall performance and reliability.

2 How to Update

2.1 Dormotech Web Platform

When version 3.1.1 is available, a pop-up notification appears in the Dormotech Web Platform informing the user that a new version is ready to install. The notification offers two options:

Update Now	Installs version 3.1.1 immediately. The new features and improvements are available once the update is complete.
Later	Closes the notification so the user can continue working and install the update at a more convenient time.

> **Note:** Save any work in progress, such as open scoring sessions or reports, before selecting Update Now.

2.2 Dormotech Mobile and In-Lab Applications

Version 3.1.1 is delivered as an application update on the mobile device. The application automatically detects that a new version is available and prompts you to update. If you do not see the prompt, update the application manually:

1. Open the app store on the mobile device.
2. Locate the Dormotech application.
3. Tap Update and wait for the installation to complete.
4. Open the application to start using the new version.

> **Note:** Complete the update before starting a new study so that all version 3.1.1 features are available.

2.3 DormoVision X™ Home PSG and In-Lab Firmware

Firmware version V75 is installed through the Dormotech application while it connects to the units. A separate firmware update pop-up appears for each unit that requires the update.

1. Open the application and connect to the units as usual.
2. When the firmware update pop-up appears for a unit, accept the update.
3. Wait for the update to complete.

© 2026 Dormotech Medical. All rights reserved.

4. Repeat for each unit for which the pop-up appears.

3 Release Summary

The table below summarizes the changes included in version 3.1.1.

1	4	2
New Feature: Tech Notes	Improvements	Bug Fixes

Component	New Features	Improvements	Bug Fixes
Dormotech Web Platform	1 (Tech Notes)	2	1
Dormotech Mobile and In-Lab Applications	—	1	—
Firmware	—	1	1

4 Dormotech Web Platform

4.1 New Feature

NEW FEATURE

Tech Notes

Technicians can now add time-stamped notes to a study. Tech notes are added and reviewed in two places, described in the two parts below:

Part 1 **Live Tests screen:** add notes during the recording, either from the right-click menu in the live signals chart or with the **Tech note** button. Each note is marked on the chart at its exact time.

Part 2 **Working Area:** review the notes after the recording in the **Pressure Changes** table (titration and split-night studies) and in the **Tech notes** panel, and export them to PDF.

© 2026 Dormotech Medical. All rights reserved.

NEW FEATURE

Tech Notes

Part 1 | Adding Notes During a Live Test (Live Tests Screen)

Quick Notes from the Live Signals Chart. Quick notes are added directly from the live signals during a live test. On the **Live Tests** screen, right-click anywhere in the live signals chart and choose a note from the **Bio-Calibration Notes** or **Study Notes** menu. The note is saved immediately at that point in the recording, with no Save step.

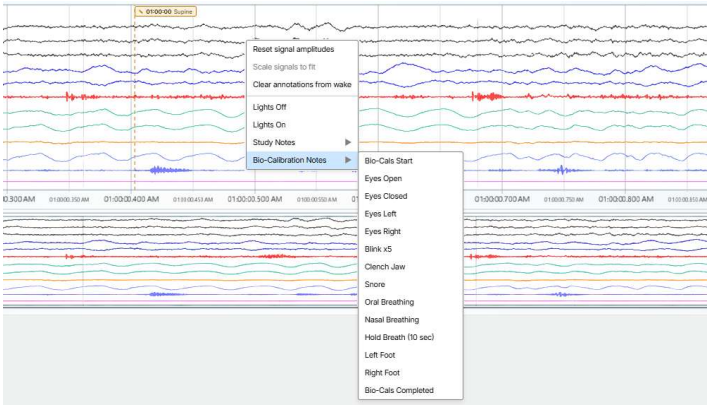

Figure 1. Bio-Calibration Notes menu in the live signals chart

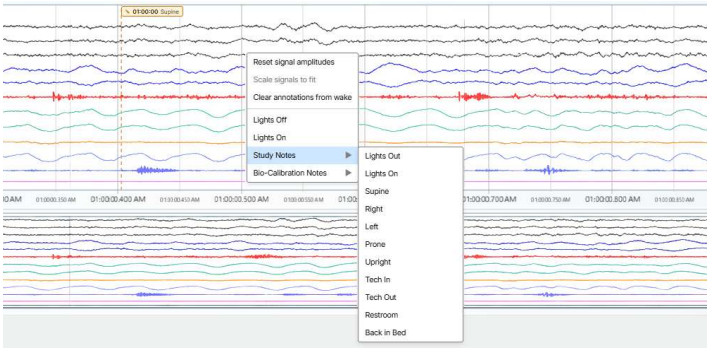

Figure 2. Study Notes menu in the live signals chart

Custom Notes. To write your own note, click the new **Tech note** button on the **Live Tests** screen. The entry time is recorded and cannot be changed. Dragging a note changes only its event time; the original time, user and time of change are kept in the audit trail

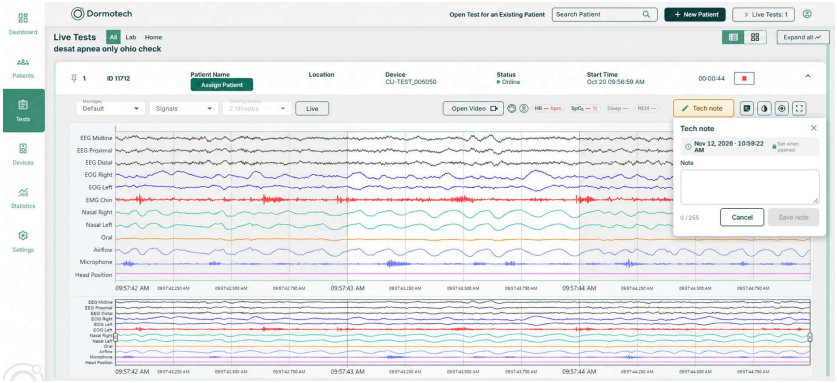

Figure 3. Tech note window on the Live Tests screen

© 2026 Dormotech Medical. All rights reserved.

NEW FEATURE

Tech Notes

Notes on the Live Signals Chart. Each note is marked on the live signals chart at its exact time, with a flag showing the time and text. Click a note and drag it to move it to a different time on the chart.

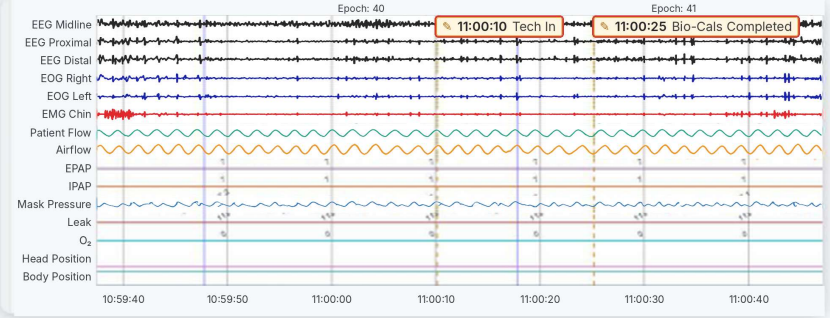

Figure 4. Tech notes displayed on the live signals chart

Part 2 | Reviewing and Exporting Notes (Working Area)

Notes in the Pressure Changes Table. For titration and split-night studies, open the **Pressure Changes** table from the **Working Area**. Tech notes are shown in the table together with the pressure changes:

- Notes appear as highlighted rows, in time order among the pressure changes.
- Each note row shows the pressure in effect at that time.
- The table can be filtered by **All**, **Pressure changes**, or **Tech notes**.

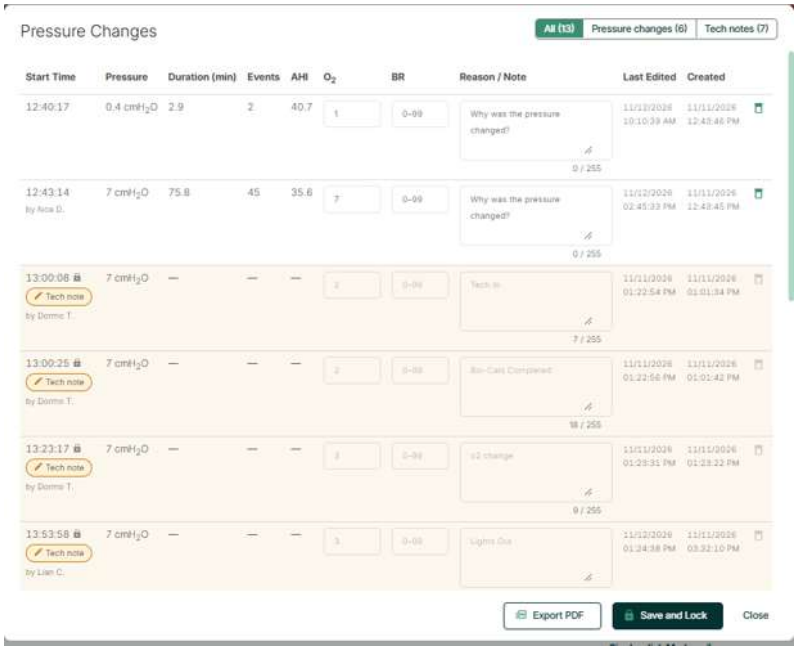

Figure 5. Tech notes in the Pressure Changes table (Working Area)

© 2026 Dormotech Medical. All rights reserved.

NEW FEATURE

Tech Notes

Tech Notes Panel. In the **Working Area**, the new **Tech notes** icon in the toolbar shows how many notes the study has. Select it to open the **Tech notes** panel, where you can:

- Show or hide notes on the graph, the same way as annotations.
- Select **Go to** in order to jump to any note in the recording.

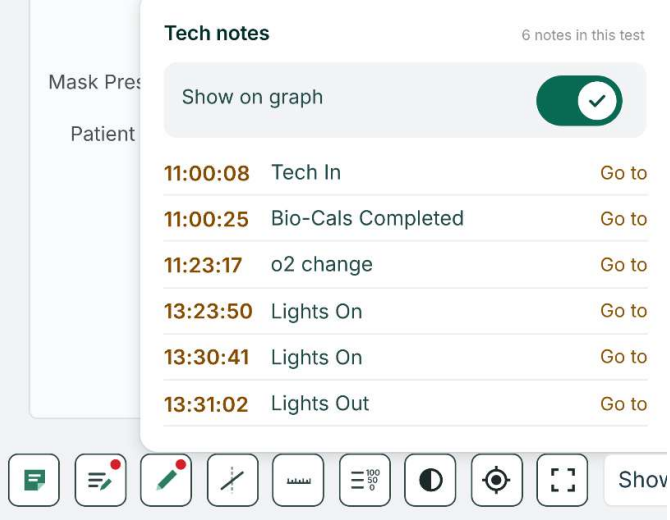

Figure 6. Tech notes panel in the Working Area

Export to PDF. From the **Pressure Changes** table in the **Working Area**, select **Export PDF** to export all tech notes as a table showing the time, elapsed time, pressure, note, author, and last edited.

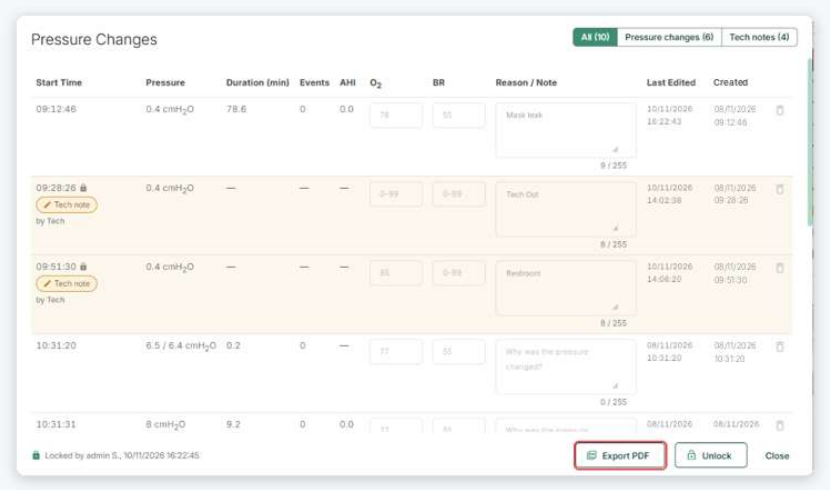

Figure 7. Export PDF button in the Pressure Changes table

© 2026 Dormotech Medical. All rights reserved.

4.2 Improvements

Item	Description
Signed Report Handling	For studies that already have a PDF report signed by the interpreting physician, unassigning the patient, opens the Unassign Patient confirmation window. The window explains that unassigning the patient withdraws the signed report from the study to prevent incorrect patient information from being displayed; it is kept in the system record with its signature and audit trail 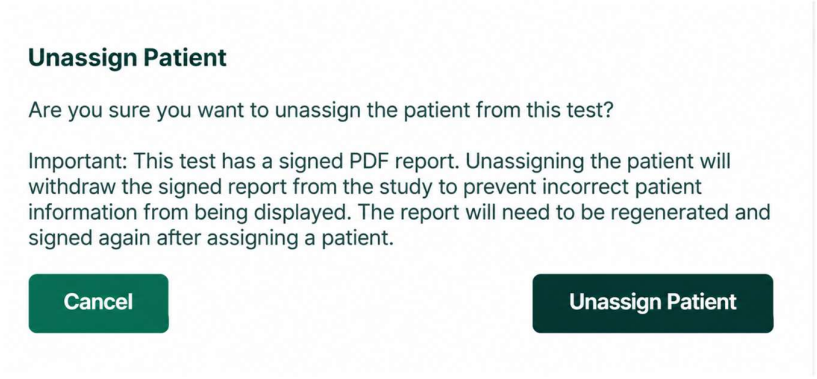
Head and Body Position Display	Improved Head and Body Position calculations for accurate display during Live Tests.

4.3 Bug Fixes

Item	Description
Microphone Artifact Handling	Snore events are no longer displayed when a microphone artifact is detected. Only the Sound graph shows data, and snoring metrics display N/A.

© 2026 Dormotech Medical. All rights reserved.

5 Dormotech Mobile and In-Lab Applications

5.1 Improvements

Item	Description
Improved Upload Files Screen	Enhanced the **Upload Files** screen in both the Dormotech mobile application and the Dormotech In-Lab application to improve visibility and control over backup file uploads: • **Study History:** Displays all studies performed on the mobile device, with consistent date and time formatting based on the local time zone. • **Upload Status:** Clearly indicates whether each study's backup file was uploaded successfully. • **Manual Retry:** Allows users to manually retry uploading backup files if the initial upload was unsuccessful. 

6 Firmware

Firmware Version V75

Applies to DormoVision X™ Home PSG and DormoVision X™ In-Lab.

6.1 Improvements

Item	Description
ECG Signal	Updated ECG signal acquisition

6.2 Bug Fixes

Item	Description
Connection Stability for Leg and ECG Units	The Leg and ECG units no longer disconnect briefly right after connecting to the application, improving connection reliability.

© 2026 Dormotech Medical. All rights reserved.

6.3 Known Issues

Item	Description
Unstable Internet Connection	In some cases, when the internet connection is slow or unstable, the firmware update window may not appear. After Connecting, check that the ECG for (In Lab app) and Leg unit (both apps) shows firmware version V75. If not, reconnect over a stable connection

© 2026 Dormotech Medical. All rights reserved.